



Extensive standard equipment


- extremely rigid machine bed made of high-strength HT-200 cast-iron with heavy ribbing
- Precision-ground guideways with hardened surfaces for long-term accuracy and wear-resistance
- Large work area of 1325 x 360 mm and up to 500 kg table load capacity



Powerful horizontal spindle with its own drive



Universal cutter head, swivels on 2 levels



Integrated manual central lubrication

Specifications

UWF 5

Working area	
X axis travel	mm 750
Y axis travel	mm 280
Z axis travel	mm 390
Table dimensions	mm 1.325x360
Table load capacity (max.)	kg 500
T-slots (number/width/spacing)	mm 3x18x80
Milling Head	
Speed range	rpm (12) 60 - 1.750
Spindle mount	ISO 50
Swivel angle	deg 360
Upper beam travel	mm 550
Spindle center-to-table distance	mm 175 - 565
Feed	
Rapid feed X-axis	mm/min 1.200
Rapid feed Y-axis	mm/min 800
Rapid feed Z-axis	mm/min 600
Feed X-axis	mm/min 30 - 750
Feed Y-axis	mm/min 20 - 500
Feed Z-axis	mm/min 15 - 375
Horizontal Milling Spindle	
Speed range	rpm (12) 60 - 1.800
Spindle mount	ISO 50
Throat	mm 380 - 930
Drive capacity	
Motor rating vertical / horizontal	kW 4 / 5,5
Motor rating feed X / Y / Z-axis	kW 1,5
Motor rating coolant pump	kW 0,09
Measures and weights	
Overall dimensions (length x width x height)	m 1,8x2,1x2
Weight	kg 2.885
Part No.	362750

- Quiet, precision-made headstock gears with hardened and ground gears
- Universal cutter head swivels on 2 levels - quick change-over from horizontal to vertical machining
- By combining both swivel levels, almost any spatial angle can be set
- Powerful axis servo-motors allow infinite adjustment of feeds on all 3 axes
- Control panel swings out to either side and features an integrated position indicator

Standard Equipment

3-axis position indicator, reducing sleeve ISO 50 / MT4, milling arbors (27, 32 mm), outer arbor support for horizontal milling, ISO 50 collet chucks incl. collets up to 16 mm (8 pieces), coolant system, work lamp, chip tray, draw bar, operating tools, operator manual

Options	Part No.
• Pivoted Mounts LK 33	103321
• ER 40 Collet Chuck / Mount ISO 40	106062
• Rotary table RT 200	125835

For additional options for this machine, visit our website and search for UWF 5 (Product Search)